



lumini Solucoes em Iluminacao LTDA
www.lumini.com.br
Email: laboratorio@lumini.com.br
Tel: +55 11 3437-5555 Fax: +55 11 3437-5555
Address: Rua Ferreira Viana, 716 - Socorro - São Paulo/SP

lumini

LumCAT:

Luminaire: darklight 50 c serie 2 fc

LampCAT: modulo led 36W 30K irc 90

Ballast type: led driver 700mA

Report No:

Voltage(V): 127.0000

Test No:

Current(A): 0.3070

Number of Lamps: 1

Power (W): 38.6990

Lamp flux(lm): 3870.0

PF: 0.9940

Length(mm): 320

Width(mm): 25

Phm Type: C

Height(mm): 0

Photometric Results

Lumens(lm): 3189.35, Efficiency(%): 82.41% , Luminous Efficacy(lm/W): 82.41

Central intensity(cd): 17678.390, Maximum intensity(cd): 17678.390

Angle of maximum intensity: C=0.0 γ =0.0

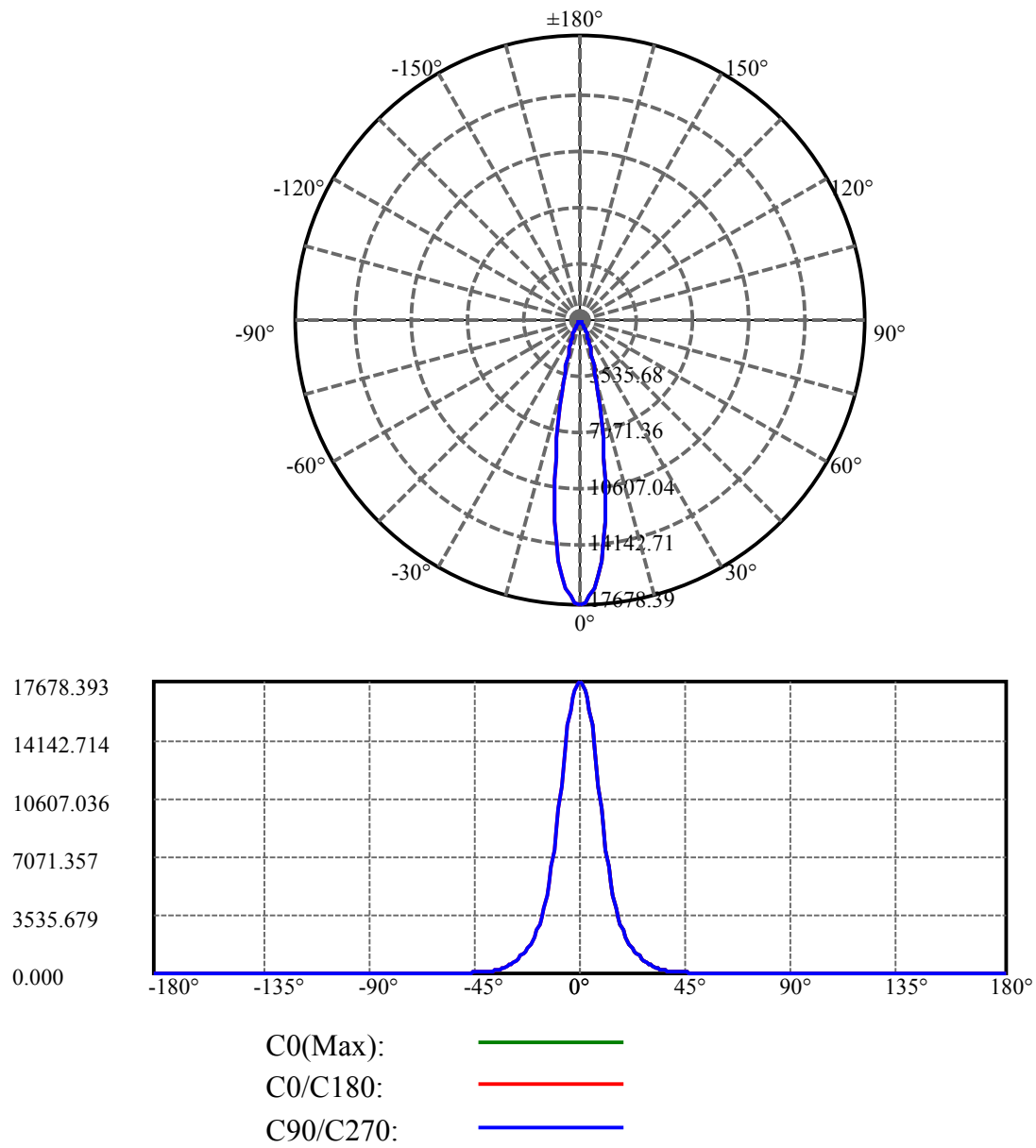
Beam angle of C0 plane : 19.83

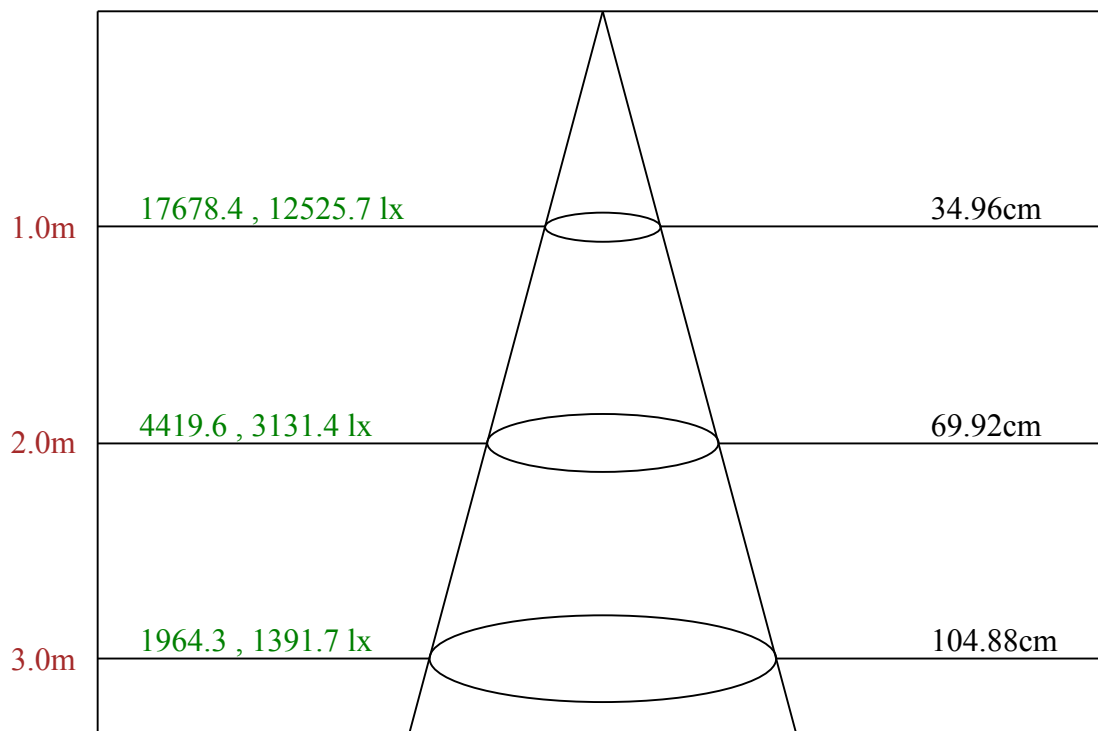
Average BeamAngle(IEC 61341): 19.83

Equipment: equipamento lumini
Temperature(°C): 27.2

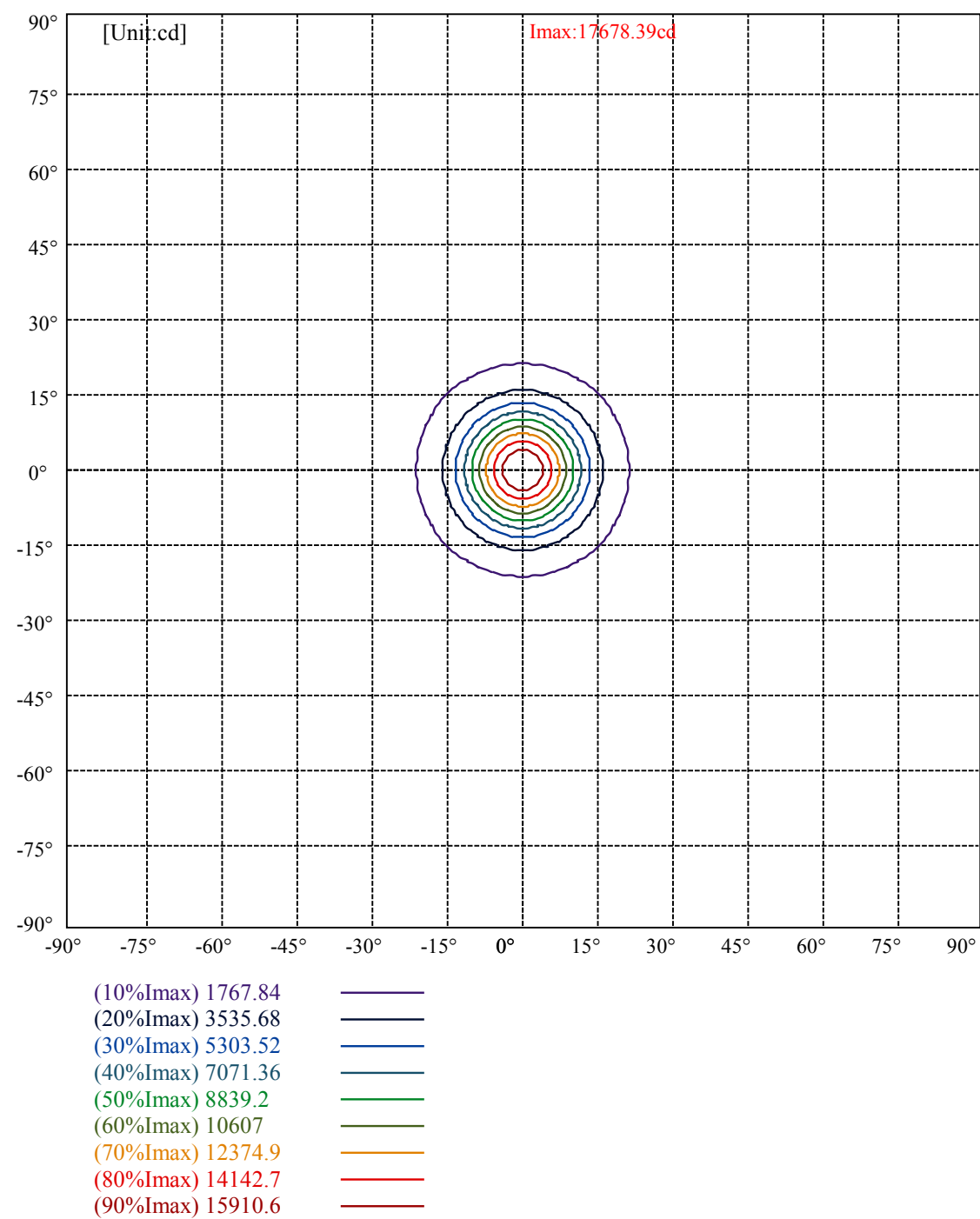
Date: 20/02/2025
Humidity(%): 59.0%

Operator: 01
Distance(m): 6.90





Max , Ave Beam angle of C0 plane 19.83



lumini

Luminance Limiting Curve(no luminous side)

Appendix Page: 5 Total:5

Luminance Table

γ	45	50	55	60	65	70	75	80	85
C0	10695	6988	4491	3206	2832	3363	4400	6550	13034
C45	10695	6988	4491	3206	2832	3363	4400	6550	13034
C90	10695	6988	4491	3206	2832	3363	4400	6550	13034

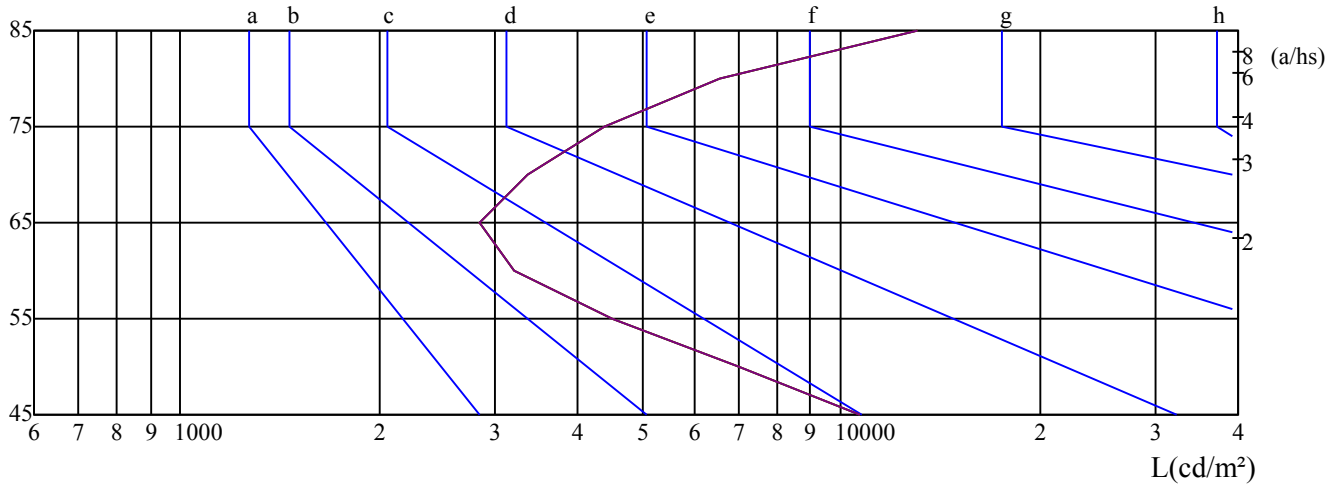
L(Hor)(65)	L(Ver)(65)	L45(65)	L(Hor)(75)	L(Ver)(75)	L45(75)	L(Hor)(85)	L(Ver)(85)	L45(85)
2832	2832	2832	4400	4400	4400	13034	13034	13034

Glare Table

Glare	Quality	Service Values Illuminance(lx)							
1.15	A	2000	1000	500	≤ 300				
1.5	B		2000	1000	500	≤ 300			
1.85	C			2000	1000	500	≤ 300		
2.2	D				2000	1000	500	≤ 300	
2.55	E					2000	1000	500	≤ 300
		a	b	c	d	e	f	g	h

Luminance Limiting Curve

$\gamma(^{\circ})$



C0 ———

C45 ———

C90 ———

Equipment: equipamento lumini
Temperature($^{\circ}$ C): 27.2

Date: 20/02/2025
Humidity(%): 59.0%

Operator: 01
Distance(m): 6.90